

NEW 8026 CTS | MINI EXCAVATOR



8026 CTS Mini Excavator

Operating Weight: 2867kg (6321lb) Net Engine Power: 16.5kW (22.1hp)



MINI BUT MIGHTY

NO ONE KNOWS BETTER THAN JCB HOW TO BUILD A ROBUST EXCAVATOR. THE 8026 CTS IS THE PRODUCT OF OUR VAST EXPERIENCE AND KNOW-HOW IN THIS SECTOR. TROUBLE-FREE, SOLID AS A ROCK, BUILT TO LAST. IT MAY BE MINI, BUT IT'S MIGHTY.



The heavy-duty track idler guides and grease tensioners give even greater strength and durability.

High-strength undercarriage

1 The 8026's high-quality 250mm wide tracks with interlocking links perform in the most arduous applications.


2 High-strength track legs boast three-piece fabrication to maximise rigidity and improve track retention. Chamfered edges reduce spoil retention and make the undercarriage easier to clean. The 8026 open-centre track frame design also prevents the build up of spoil.

3 Our new undercarriage features a top mounted roller enhancing track durability.

4 Box section dozer arms provide ultimate strength and robustness for all dozer duties.



1



2



4

Reliable and robust

5 The 8026 features colour coded hydraulic hoses for quick hose identification and boasts the latest industry technology "O-Ring Face Seal" (ORFS) hydraulic fittings providing excellent sealing capabilities.

6 Our strong boom cylinder guard gives maximum protection in all applications.

7 The 8026's new cast tread plate helps to prevent paint damage when accessing the cab.

8 Recessed bonnets and doors and a robust rear cast counterweight provide extra damage protection.

Built to last

9 JCB state-of-the-art manufacturing is focused 100% on build quality, reliability and durability to maximise service life and machine uptime.

Our in-house paint process guarantees quality and lasting protection.



PRODUCTIVITY REACHES NEW HEIGHTS

THE OUT-AND-OUT CLASS LEADER WHEN IT COMES TO LIFTING AND STABILITY, COMBINED WITH HIGH TRACTIVE EFFORT, TRACKING SPEED AND PUSHING POWER. THE 8026 CTS TAKES MINI EXCAVATOR PRODUCTIVITY TO NEW HEIGHTS.

Higher, further, deeper

- 1 Our Maxi-lift dozer ram allows extra lift height even when the dipper is at maximum reach. It also gives excellent load hold performance.
- 2 82% better lift capacity over the tracks (at maximum reach @ ground level) compared to the ZTS due to the machine's realigned centre of gravity and extra 470mm tailswing.

Tractive effort and manoeuvrability

- 3 The 8026 boasts 12% greater tractive effort than its closest rival with the added benefit of improved spin turn.
- 3 Auto kickdown motors sense changes in terrain to maximise travel speed and tractive effort. This improves productivity, reduces operator fatigue and increases tracking speed to 5kph for faster cycle times.
- 4 Light enough to tow behind a 3500kg towing capacity vehicle, the 8026 can be towed wherever you need it.*

*Depending on local regulations/machine specification, trailer and attachment configurations.

The 8026 boasts new dig-end geometry for superior excavation performance: 2.74m depth, 4.77m reach, 3.22m dump height.





6

Our new hydraulic block valve allows you to travel in a straight line at the same time as selecting excavator functions, increasing productivity.

Power, performance and stability

6 At the heart of the 8026 is a 18.4kW (gross) Tier III engine developing high torque of 96kN at 1800rpm for ultimate performance and efficiency.

7 A solid, stable work platform improves productivity, versatility and operator confidence.

7 Impressive bucket and dipper tearout performance (23kN and 17kN respectively) coupled with fast cycle times resulting in more done, more quickly.

7 Superior boom geometry and bucket rotation gives improved soil retention and the ability to dig right up to the dozer.



7

Versatility

8 A new handheld tool circuit option means that the 8026 can power a wide range of JCB hydraulic tools; from breakers and drills, to pumps and cutters.

9 26% more auxiliary flow than the competition provides the ultimate in attachment power.

10 The bucket-to-grab changeover option switches oil flow from the bucket cylinder to an additional set of quick-release auxiliary connectors, extending versatility to specialised attachments, such as hanging rotating grapples.



10



8



8



9



9



8



8

DESIGNED TO MAKE LIFE EASIER

MAKING LIFE EASIER MEANS PUTTING THE OPERATOR FIRST. THE 8026 CTS GIVES PRECISION CONTROL IN A SAFE, COMFORTABLE ENVIRONMENT. SERVICING IS QUICK AND SIMPLE AND THE MACHINE IS PROTECTED AGAINST DAMAGE AND THEFT, REDUCING DOWNTIME.

Precision control

- 1 The 8026 has a two-speed tracking button on the dozer lever that is easy and intuitive to use.
- 2 Our electro-proportional auxiliary thumb control option on the right-hand joystick puts precision control of hydraulic attachments at your fingertips.
- 3 The new hydraulic system results in smooth, controlled, precise and balanced operation of excavator functions via the low effort oil pilot operated servo joysticks.

Comfort and visibility

- 4 Large lockable toolbox provides a clutter free working area.
- 5 Large spacious operator environment with 50mm extra legroom – compared to ZTS models.
- 6 Foldable tracking pedals keep the floor area clutter free and simplify cab cleaning and access.
- 6 Large glass areas and low bonnet profile give excellent all-round visibility, including the front right-hand track. It also means the 8026 doesn't need mirrors to meet EU regulations.

Tinted cab glass as standard, which reflects 30% of the sun's energy, increases operator comfort.



The short, pitched tracks engage every tooth on the sprocket for less vibration and noise, and a far smoother ride.





Maintenance made easy

7 The new hydraulic valve block is easily accessed beneath the side-opening bonnet. All hoses are colour coded for quick and easy identification in the event of accidental damage.

8 The 8026's hinged cast tread plate gives simple battery access – just use a coin or screwdriver to unlock.

9 Pin end greasing makes lubricating the dig end quick and easy.

10 A large 56-litre fuel tank reduces downtime and increases productivity (40% more fuel capacity than ZTS models).

Safe and sound

All 8026 services, including tracking and dozer, are isolated when the control pod is raised.

11 The optional JCB impact protection front screen shields the operator from flying debris when using breakers.

A hose-burst check valve option sets off an alarm when the safe working load is to be exceeded.

12 A Thatcham approved* immobiliser means that insurance rates can be reduced by up to 40%.

13 Optional boom and cab worklight guards for maximum protection in hazardous applications.

*UK only



Wide-opening service access panels are supported with gas struts for excellent access to routine checks.

LIVELINK, KNOWLEDGE IS POWER

JCB LIVELINK IS AN INNOVATIVE SOFTWARE SYSTEM THAT LETS YOU MONITOR AND MANAGE YOUR MACHINES REMOTELY – ONLINE, BY EMAIL OR BY MOBILE PHONE.

LIVELINK GIVES YOU ACCESS TO A WHOLE HOST OF USEFUL DATA, INCLUDING MACHINE ALERTS, SERVICE DATA AND EVENT HISTORY INFORMATION. ALL YOUR MACHINE INFORMATION IS HANDLED AT A SECURE DATA CENTRE FOR YOUR PEACE OF MIND.

Maintenance benefits

JCB LiveLink makes it easy to manage machine maintenance. Accurate hours monitoring and service alerts improve maintenance planning, and real-time location data helps you manage your fleet. You'll also have access to critical machine alerts and maintenance history records.



Productivity and cost benefits

Machine location information can improve fleet efficiency and you may even enjoy reduced insurance costs courtesy of the added security that LiveLink brings.

Note : Please consult your local dealer for LiveLink availability



Security benefits

Keep your machine operating safely with JCB LiveLink. Real-time geofencing alerts tell you when machines move out of predetermined operating zones, and real-time curfew alerts inform you if machines are being used when they're not supposed to be. Real time location information helps you store your machines in the safest places.



VALUE ADDED

JCB'S WORLDWIDE CUSTOMER SUPPORT IS FIRST CLASS. WHATEVER YOU NEED AND WHEREVER YOU ARE, WE'LL BE AVAILABLE QUICKLY AND EFFICIENTLY TO HELP MAKE SURE YOUR MACHINERY IS PERFORMING TO ITS FULL POTENTIAL.



1

1 Our Technical Support Service provides instant access to factory expertise, day or night, while our Finance and Insurance teams are always on hand to provide fast, flexible, competitive quotes.

2 JCB Assetcare offers comprehensive extended warranties and service agreements, as well as service-only or repair and maintenance contracts. Irrespective of what you opt for, our Maintenance teams around the world charge competitive labour rates, and offer non-obligation quotations as well as fast, efficient insurance repair work.

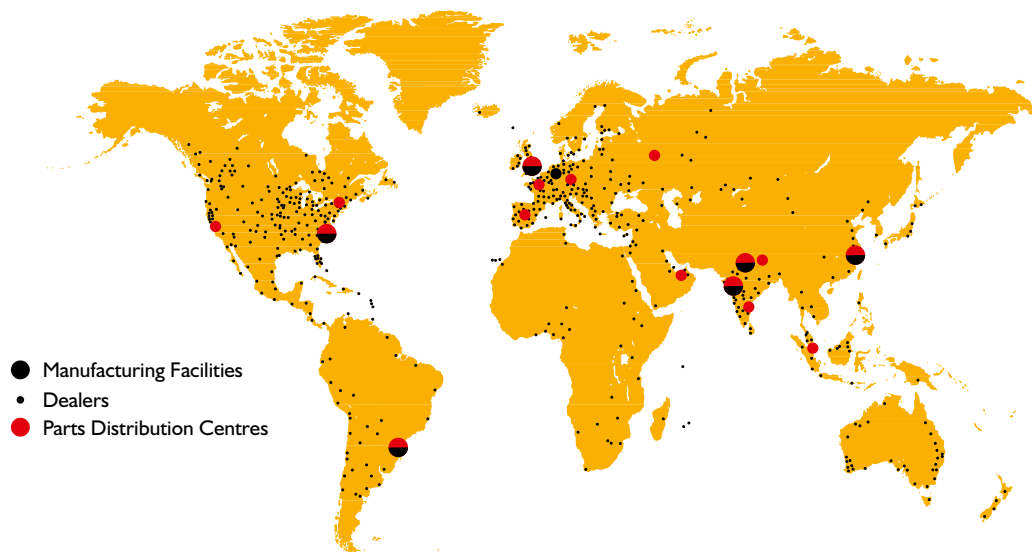


3

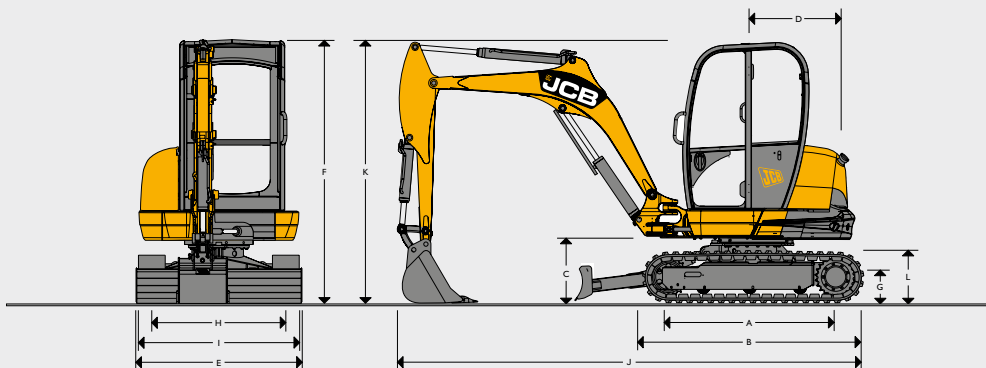
3 The global network of JCB Parts Centres is another model of efficiency; with 16 regional bases, we can deliver around 95% of all parts anywhere in the world within 24 hours. Our genuine JCB parts are designed to work in perfect harmony with your machine for optimum performance and productivity.



4



STATIC DIMENSIONS



Machine model		8026 CTS
A	Sprocket idler centres	mm (ft-in) 1440 (4-8¾)
B	Undercarriage overall length	mm (ft-in) 1870 (6-1¾)
C	Kingpost clearance	mm (ft-in) 528 (1-9)
D	Tailswing radius	mm (ft-in) 1220 (4-0)
E	Overall width of superstructure	mm (ft-in) 1550 (5-1)
F	Height over cab	mm (ft-in) 2400 (7-10½)
G	Ground clearance	mm (ft-in) 270 (0-10¾)
H	Track gauge	mm (ft-in) 1252 (4-1¼)
I	Width over tracks	mm (ft-in) 1502 (4-11)
J	Transport length	mm (ft-in) 4080 (13-4¾)
K	Transport height	mm (ft-in) 2400 (7-10½)
L	Track height	mm (ft-in) 455 (1-6)

ENGINE		
Model		403D-15 Tier 3
Fuel		Diesel
Cooling		Water cooled
Gross power	kW (hp) @ 2100 rpm	18.4 (24.7)
Nett power	kW (hp) @ 2100 rpm	16.5 (22.1)
Gross torque	Nm (lbf ft) @ 1800 rpm	96 (70.8)
Nett torque	Nm (lbf ft) @ 1800 rpm	90.4 (66.7)
Displacement	cc	1496
Gradeability	degrees	36
Starter motor	kW (hp)	2 (2.68)
Battery	volt/Ah	12 / 75
Alternator	amps	65

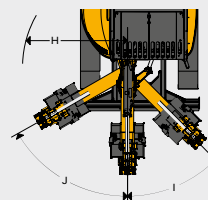
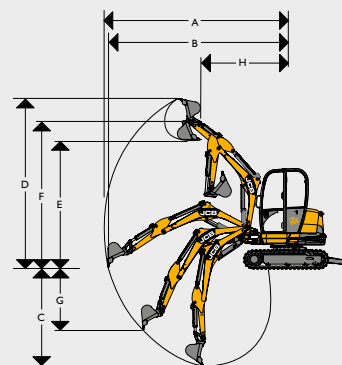
UNDERCARRIAGE

No of bottom rollers		3
Track width	mm (in)	250 (10)
Ground bearing pressure	kg/cm²	0.40
Ground clearance	mm (in)	270 (0-10½)
Track tensioning		Grease
Travel speed – low	kph (mph)	2.5 (1.6)
Travel speed – high	kph (mph)	4.9 (3.0)
Tractive effort	kN (lbf)	25 (5620)

HYDRAULIC SYSTEM
















Pump		2 Variable & 1 Gear
Nominal output @ 2250 rpm	lpm	96
Nominal output @ 2250 rpm	US gal/min	25.4
Excavator/track main relief	bar (psi)	235 (3408)
Slew main relief	bar (psi)	190 (2756)
Auxiliary hydraulic flow	litres (US gal)	59 (15.6)
Hydraulic motors		Piston

WORKING RANGE




	Boom length	mm (ft-in)	2130 (7-0)
	Dipper length	mm (ft-in)	1300 (4-3¼)
A	Max digging reach	mm (ft-in)	4770 (15-7¾)
B	Max digging reach on ground	mm (ft-in)	4660 (15-3½)
C	Max digging depth – dozer up	mm (ft-in)	2740 (9-0)
	Max digging depth – dozer down	mm (ft-in)	3050 (10-0)
D	Max digging height	mm (ft-in)	4495 (14-9)
E	Max dump height	mm (ft-in)	3220 (10-6¾)
F	Max height to dipper nose pivot pin	mm (ft-in)	3830 (12-6¾)
G	Max vertical wallcut depth	mm (ft-in)	2080 (6-10)
H	Min. front swing radius (no offset)	mm (ft-in)	2045 (6-8½)
	Min. front swing radius (fully offset)	mm (ft-in)	1870 (6-1¾)
I	Boom swing left	degrees	45
J	Boom swing right	degrees	60
	Bucket rotation	degrees	189
	Dipper rotation	degrees	119
	Bucket tearout	kN (lbf)	23 (5170)
	Dipper tearout	kN (lbf)	17 (3822)
	Slew speed	rpm	9.6

LIFT CAPACITIES – Standard dozer, 250mm (10in) rubber tracks, 1300mm (4ft-2¼in) dipper, no bucket.

Load Point	Reach from slew centre															
	2.5m (8ft 2½in)			3.0m (9ft 10in)			3.5m (11ft 6in)			4.0m (13ft 1in)			Capacity at maximum reach			
Height	 Dozer up	 Dozer down	 Full circle	 Dozer up	 Dozer down	 Full circle	 Dozer up	 Dozer down	 Full circle	 Dozer up	 Dozer down	 Full circle	 Dozer up	 Dozer down	 Full circle	
m (ft-in)	kg	kg	kg	kg	kg	kg	kg	kg	kg	kg	kg	kg	kg	kg	kg	mm
2.0 (6-7)	588*	588*	588*	584*	584*	584*	594*	594*	458	-	-	-	424	614*	394	3900
1.5 (4-11)	778*	778*	778*	689*	689*	689*	494*	646*	452	389	637*	371	389	637*	371	4000
1 (3-3)	786	1005*	718	586	806*	543	482	713*	439	388	660*	365	388	660*	365	4000
0.5 (1-8)	752	1142*	696	596	918*	542	464	769*	437	381	689*	369	381	689*	369	4000
Ground Level	742	1255*	676	576	983*	524	461	812*	433	-	-	-	401	734*	377	3900
-0.5 -(1-8)	695	1240*	649	566	1002*	515	465	801*	428	-	-	-	437	754*	405	3650
-1 -(3-3)	711	1179*	649	566	940*	524	-	-	-	-	-	-	475	787*	453	3350

 Lift capacity front and rear.
Notes:

- Lifting capacities are based on ISO 10567, that is: 75% of minimum tipping load or 87% of hydraulic lift capacity, whichever is the less. Lifting capacities marked* are based on hydraulic capacity.
- Lift capacities assume that the machine is on firm, level ground and equipped with an approved lifting point.
- A bucket must be fitted when lifting, the weight of this bucket must be deducted from the above lift capacities.
- Lift capacities may be limited by local regulations. Please refer to your dealer.

 Lift capacity full circle.
OPERATOR ENVIRONMENT

Cab/canopy height	mm (ft-in)	1517 (4-11¾)
Cab/canopy length	mm (ft-in)	1205 (3-11½)
Cab/canopy width	mm (ft-in)	980 (3-2½)
Door aperture width	mm (ft-in)	532 (1-9)

SERVICE CAPACITIES

Fuel tank	litres (US gal)	56 (14.8)
Engine coolant	litres (US gal)	8.5 (2.0)
Engine oil	litres (US gal)	4.5 (1.2)
Hydraulic system	litres (US gal)	71 (18.8)
Hydraulic tank	litres (US gal)	45 (11.9)

DOZER BLADE

Max height (above ground)	mm (ft-in)	333 (1¼)
Dig depth (below ground)	mm (ft-in)	405 (1-4)
Approach angle	degrees	31
Width	mm (ft-in)	1550 (5-1)
Height	mm (ft-in)	268 (0-10½)
Reach in front of tracks	mm (ft-in)	342 (1-1½)

EEC NOISE LEVELS (95/27/EC DYNAMIC)

Cab / canopy external	dB (LwA)	93
Cab internal	dB (LpA)	78

MACHINE WEIGHTS

Operating weight*	kg (lb)	2867 (6321)
With canopy	kg (lb)	- 100 - (220.5)
With steel tracks	kg (lb)	+ 84 + (185)

*Operating weight to ISO 6016 including cab, rubber tracks, standard dipper, 300mm (12in) bucket, full tanks and a 75kg (165lb) operator.

STANDARD EQUIPMENT

ROPS & TOPS certified canopy, full audio/visual warning systems, slew travel lock, control isolator, internal lockable toolbox, 12v power socket, lifting points, 250mm short pitch rubber tracks, ISO servo controls, static seat, track pedals, boom ram protection, maxi-lift dozer blade, 1300mm dipper, auto kickdown track motors, in cab stowage facility, battery isolator (EU only).

OPTIONAL EQUIPMENT

ROPS & TOPS certified fully glazed cab (includes heater, interior light, foldback door, gas strut assisted front screen), suspension seat, 250mm steel tracks, electro-proportional thumb controlled auxiliary, dual pattern controls (ISO/SAE change-over), cab/canopy mounted worklights, single acting auxiliary circuit, double acting auxiliary circuit, engine fan guard, FOPS roof guard, mirror, toolkit, radio, biodegradeable hydraulic oil, fire extinguisher, sunblind (cab builds), battery isolator; Datatag (UK only), travel alarm, immobiliser, hose burst check valves on boom, dipper and dozer, bucket to grab changeover, 1100mm dipper, digging buckets (230mm to 600mm), 1000mm ditching/grading bucket, hydraulic breakers, earthdrill, mechanical quickhitch, hydraulic kerb-lifter, bushed king post.



8026 CTS Mini Excavator

Operating Weight: 2867kg (6321lb)

Net Engine Power: 16.5kW (22.1hp)

Your nearest JCB dealer